

CHINVAY

APPROVAL SHEET

CUSTOMER :

ITME : 8PIN 耳机插座

MODEL : EJ-2.5-8SMT

DATE : 08/08/2007

APPROVED BY:

深圳市创宇伟业科技有限公司

地 址: 深圳市龙岗区葵冲镇奔康工业区 B-7 栋 3 楼

电 话: 0755-8977 3388 8312 0030

传 真: 0755-8312 0032 8977 5511


网 站: www.chinvay.com

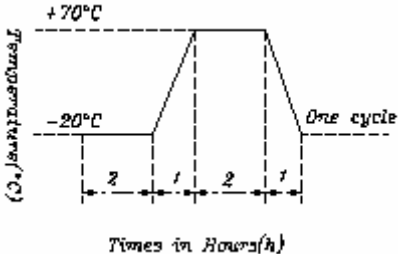
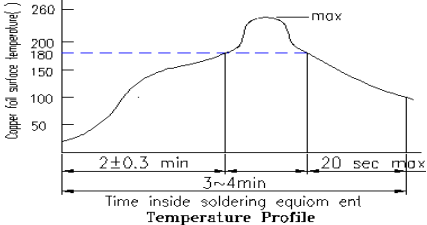
阿里巴巴: cywy01.cn.alibaba.com

销售经理: 胡先生 手机: 136 0251 1930

邮 件 I: hkn@chinvay.com

邮 件 II: hukn999@163.com

系列类型	STEREO JACK	编写 WRN BY:	审核 CHECKED BY	批准 APPROVED BY
型号	EJ-2.5-8SMT	WEI MING HUA	TAN LING	LIU WEI
VERSION 版本:	V0.0			
DATE 日期:	2007.10.06	2007.10.04	2007.10.04	2007.10.06
1. SCOPE 适用范围 This specification covers the requirements for: "AUDIO JACK" 本规格书适用: "AUDIO JACK" 系列				
2. Rating 额定值: DC 50V 0.5A				
3. CONSTRUCTION 构造				
3.1 Shape and dimensions are subject to drawing. 形状.尺寸根据图面确定.				
3.2 All part not allowed to exist rust 、 crack and poor plating.各部分无生锈、裂痕、电镀不良现象.				
4. Standard test conditions shall be 5 to 35°C in temperature and 45 TO 85% in humidity. 温度 5~35°C , 湿度 45~85% 标准状态下测试。				
Item 项目	Test condition 测试条件		Performance 规格	
5. Electronical performance 电气性能				
5.1	Contact resistance 接触阻抗	Being measured at 1 KHz small current contact resistance meter. 在 1kHz 小电流下测量。	50mΩ max. 50 毫欧 以下。	
5.2	Insulation resistance 绝缘阻抗	Measurements shall be made following application of DC 500 V potential across terminals and across terminals and frame for 1 minute. 在端子之间和端子与壳之间加 DC 500 V 条件下,持续 1 分钟测量。	100MΩ min. 100 兆欧 以上。	
5.3	Withstand voltage 耐电压	AC 500 V(50Hz or 60 Hz)shall be applied across terminals and across terminals and frame for one minute. 在端子之间和端子与壳之间加 AC 500 V (50Hz 或 60Hz)条件下,持续 1 分钟测量。	There shall be no breakdown 无击穿现象出现.	
6. Mechanical performance 机械性能				
6.1	Insulation and extraction force 插入力及拔出力度	Insert plug gauge into the specimen and extract for test. And then measure the insertion and extraction force. 用插头插入插座再从中拔出,测量插入和拔出的作用力.	Insertion force: 插入力度: 0.3kgf~3kgf Extraction force: 拔出力度: 0.3kgf~3kgf	
6.2	Range 使用温度范围	在-25~+85°C温度内使用		
7. Durability 耐久性				
7.1	Lift test 寿命试验	5,000 cycles of operation at a rate of 15-18 cycles per minute with unloading 在无负载条件下,以每分钟 15-18 次的速度操作 5,000 次。	(1) Contact resistance 接触阻抗 150mΩ max.150 毫欧 以下 (2) 其它满足机械,电器性能.	
7.2	Heat test 耐热试验	85±2°C for 96 hours, test after keeping in normal condition for 30 minutes. 在 85±2°C环境中放 96 小时,再放在正常环境中,30 分钟后进行测试。	Insulation resistance 50MΩ min.50 兆欧以上,其它满足机械,电器性能.	
7.3	Humidity test 耐湿试验	40±2°C 90-95%RH for 96 hours, test after keeping in normal condition for 30 min. 在 40±2°C 90-95%RH 环境中放 96 小时,再放在正常环境中,30 分钟后进行测试。	Insulation resistance 50MΩ min.50 兆欧以上,其它满足机械,电器性能.	

7.4	Cold test 耐冷试验	At $-25\pm 2^{\circ}\text{C}$ for 96 hours, test after keeping in normal condition for 30 min. 在 $-25\pm 2^{\circ}\text{C}$ 环境中放 96 小时, 再放在正常环境中, 30 分钟后进行测试。	There shall be no sign of damage mechanically and electrically 无任何迹象显示机械及电气性能损坏。
7.5	Temperature cycling test 温度交变试验	In FIG. For 5 cycles, test after keeping in normal condition for 30 min. 如图示之环境中, 循环 5 次后, 再置于正常环境中, 30 分钟后进行测试。  Times in Hours(h)	Insulation resistance 50M Ω min. 50 兆欧以上, 其它满足机械, 电器性能.
7.6	Soldering test 可焊性试验	The sort of dip stereo jack: The tip of the terminals shall be dipped 2mm in the solder bath at a temperature of $230\pm 5^{\circ}\text{C}$ for 3 ± 0.5 sec. 将端子顶部浸入焊锡池 2mm 深, 温度 $230\pm 5^{\circ}\text{C}$ 时间 3 ± 0.5 秒。	A new uniform coating of solder shall cover a minimum of 95% of the surface being immersed. 浸入部分 95% 以上表面被锡覆盖。
7.7	Resistance to soldering heat test 耐焊性试验	soldering iron method: Bit temperature $350\pm 10^{\circ}\text{C}$ application time 3 ± 0.5 sec application time 3 ± 0.5 sec. However excessive pressure shall not be applied to the terminal. 手焊接的时候温度需控制在 $350\pm 10^{\circ}\text{C}$, 时间为 3 ± 0.5 秒, 不能在排脚上施加异常压力。 Reflow Soldering Conditions: Preheat: Temperature on the copper foil surface should reach 180°C . 2 ± 0.3 minutes after the P.W.B entered into the soldering equipment. Soldering heat: Temperature on the copper foil surface should reach the peak temperature of 260°C within 10 seconds after the P.W.B enter into soldering heat zone. 过回流焊条件: 预热: 电镀层表面的温度应达到 180°C , 2 ± 0.3 分钟, 后电路板进入回流焊设备. 回流焊温度: 电镀层表面温度最高为 260°C 且停留不超过 10 秒后电路板进入低温焊接处。  Temperature Profile	Without deformation of case or excessive looseness of terminals electrical characteristics shall be satisfied. 本体无变形, 能满足于机械、电气性能。
8.	Others	When the amendment of this specification comes into necessity, the amendment must be made by the mutual consultation and agreement between manufacturer and customer. 当规格书需要修正时, 需客户同厂方共同确认。	