

CHINVAY

APPROVAL SHEET

CUSTOMER :

ITME : 3PIN 电池连接器

MODEL : BC-2.5-3SMT-R

MATERIEL NO:

DATE : 08/08/2007

APPROVED BY:

深圳市创宇伟业科技有限公司

地 址： 深圳市龙岗区葵冲镇奔康工业区 B-7 栋 3 楼

电 话： 0755-8977 3388 8312 0030

传 真： 0755-8312 0032 8977 5511

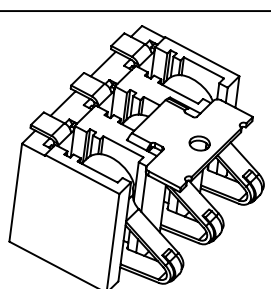
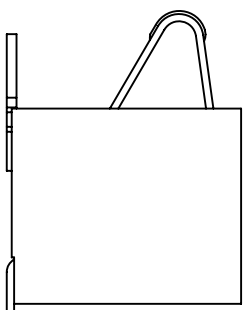
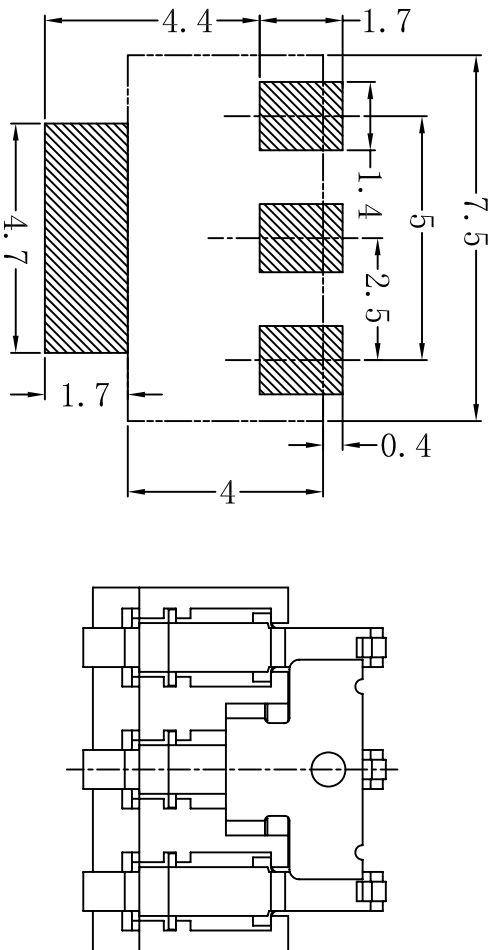
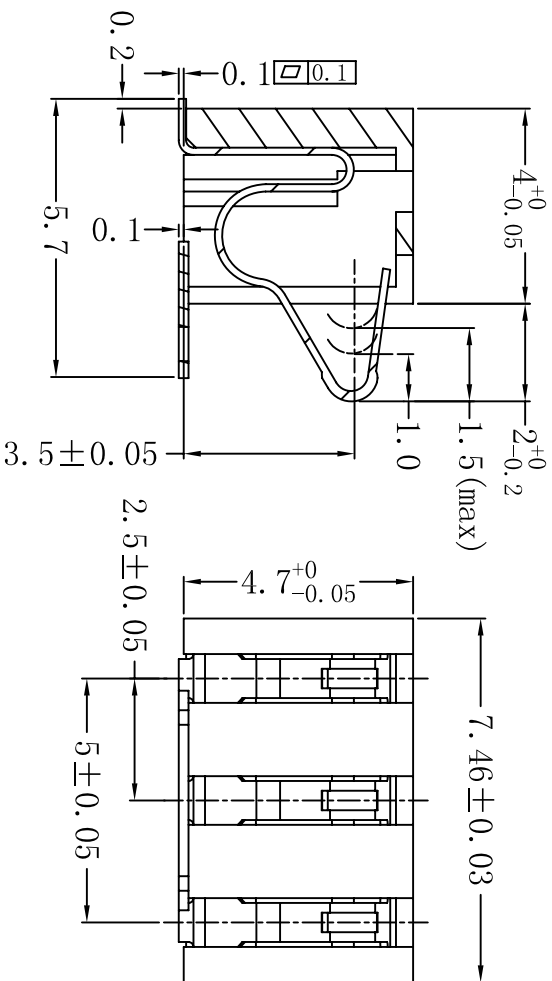
网 站： www.chinvay.com

阿里巴巴： cywy01.cn.alibaba.com

销售经理： 胡先生 手机： 136 0251 1930

邮 件 I： hkn@chinvay.com

邮 件 II： hukn999@163.com



Note:

1. Operation Voltage 250Vac/DC
2. Operation current 1A/Pin
3. temperature -40--+85°C;
4. the press force on contact point press distance is 1.0mm min, 1.5mm max
5. press distance is 1.0mm the press force is 1+/-0.1N
6. contact point mechanical operation is 6000 cycles
7. material: housing black LCP GF30%, contact: (Be-Cu) thickness 0.15 holder G5210R-H/2 thickness 0.2;
8. plating: contact underplated Ni 1.27-2.54μm contact area Au not less than 0.38μm others plated Au not less than 0.03μm holder: underplated Ni 1.27-2.54μm pure tin plated 2.54-5.08μm over
9. connector and PCB soldering free from lead

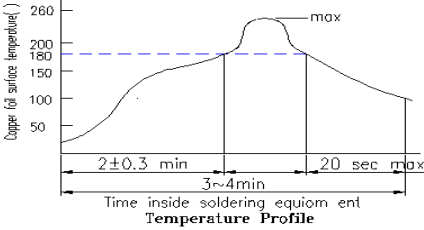
BC-2.5-3 SMT-R
 Battery Connector
 Pitch header
 Position
 Agnomen
 Connection Type

DIM	TOL	DIM	TOL	REV.	VO.0	APPROVAL:
x		x	±2'			
x	±0.10	x	±1'			
.xx	±0.05	.xx	±1'			
.xxx	±0.03	.xxx	±1'			

		FILE NO.	DATE
		DESIGN:	
DRAW NO.		CHECK:	
REV.		VO.0	APPROVAL:

深圳市创宇伟业科技有限公司		TITLE: Battery Connector
P/N: BC-2.5-3SMT-R		SHEET: 1/1
SCALE: 1:1		UNIT: mm

系列类型	BATTERY CONNECTOR	编写 WRITN BY:	审核 CHECKED BY	批准 APPROVED BY
型号	BC-2.5-3SMT-R	Wei Ming	Zhang BO	Wang Wei
VERSION 版本:	V0.1			
DATE 日期:	2007.08.26	2007.08.22	2007.08.22	2007.08.26
1. SCOPE 适用范围				
This specification covers the requirements for: "BATTERY CONNECTOR" 本规格书适用: "BATTERY CONNECTOR" 系列				
2. Rating 额定值: DC 250V 1.0A				
3. CONSTRUCTION 构造				
3.1 Shape and dimensions are subject to drawing. 形状.尺寸根据图面确定.				
3.2 All part not allowed to exist rust 、 crack and poor planting. 各部分无生锈、裂痕、电镀不良现象.				
4. Standard test conditions shall be 5 to 35°C in temperature and 45 TO 85% in humidity. 温度 5~35°C , 湿度 45~85% 标准状态下测试.				
5. Electronical performance 电气性能				
Item 项目	Test condition 测试条件	Performance 规格		
5.1	Contact resistance 接触阻抗	Being measured at 1 KHZ small current contact resistance meter. 在 1kHz 小电流下测量。	30mΩ max. 30 毫欧 以下。	
5.2	Insulation resistance 绝缘阻抗	Measurements shall be made following application of DC 500 V potential across terminals and across terminals and frame for 1 minute. 在端子之间和端子与壳之间加 DC 500 V 条件下,持续 1 分钟测量。	1000MΩ min. 1000 兆欧 以上。	
5.3	Withstand voltage 耐电压	AC1000V(50Hz or 60 Hz)shall be applied across terminals and across terminals and frame for one minute. 在端子之间和端子与壳之间加 AC 1000 V (50Hz 或 60Hz)条件下,持续 1 分钟测量。	There shall be no breakdown 无击穿现象出现.	
6. Mechanical performance 机械性能				
6.1	Contact force 接触压力	0.7mm compression 压缩簧片 0.7mm,测量压力。	contact force: ≥80g	
6.2	Range 使用温度范围	Operation temperature 在-40~+85°C温度内使用		
7. Durability 耐久性				
7.1	Lift test 寿命试验	6,000 cycles of operation at a rate of 10-20 cycles per minute with unloading 在无负载条件下,以每分钟 10—20 次的速度操作 6,000 次。	(1) Contact resistance 接触阻抗 30mΩ max. 30 毫欧 以下 (2) 其它满足机械,电气性能.	

7.2	Soldering test 可焊性试验	<p>The sort of dip solder terminal: The foot of the spring shall be dipped 2mm in the solder bath at a temperature of $230 \pm 5^{\circ}\text{C}$ for 3 ± 0.5 sec.</p> <p>将簧片焊脚部浸入焊锡池 2mm 深, 温度 $230 \pm 5^{\circ}\text{C}$ 时间 3 ± 0.5 秒。</p>	<p>A new uniform coating of solder shall cover a minimum of 95% of the surface being immersed.</p> <p>浸入部分 95% 以上表面被锡覆盖。</p>
7.3	Resistance to soldering heat test 耐焊性试验	<p>Reflow Soldering Conditions:</p> <p>Preheat: Temperature on the copper foil surface should reach 180°C .2 ± 0.3 minutes after the P.W.B entered into the soldering equioment.</p> <p>Soldering heat: Temperature on the copper foil surface should reach the peak temperature of 260°C with in 5 seconds after the P.W.B enter into soldering heat zone.</p> <p>过回流焊条件:</p> <p>预热: 电镀层表面的温度应达到 180°C, 2 ± 0.3 分钟, 后电路板进入回流焊设备. 回流焊温度: 电镀层表面温度最高为 260°C 且停留不超过 5 秒后电路板进入低温焊接处.</p>  <p style="text-align: center;">Temperature Profile</p>	<p>Without deformation of case or excessive looseness of terminals electrical characteristics shall be satisfied.</p> <p>本体无变形, 能满足于机械、电气性能。</p>
8.	Others	<p>When the amendment of this specification comes into necessity, the amendment must be made by the nutual consolation and agreement between manufacturer and customer.</p> <p>当规格书需要修正时, 需客户同厂方共同确认</p>	