

CHINVAY

APPROVAL SHEET

CUSTOMER :

ITME : 3PIN 电池连接器

MODEL : BC-1.6-3SMT-5-R

MATERIEL NO:

DATE : 08/08/2007

APPROVED BY:

深圳市创宇伟业科技有限公司

地 址： 深圳市龙岗区葵冲镇奔康工业区 B-7 栋 3 楼

电 话： 0755-8977 3388 8312 0030

传 真： 0755-8312 0032 8977 5511

网 站： www.chinvay.com

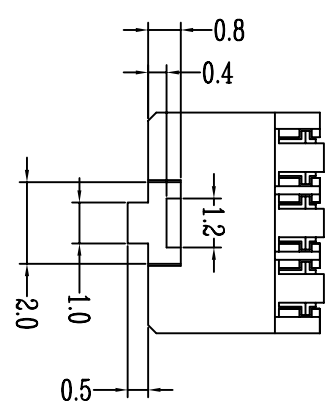
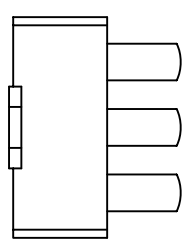
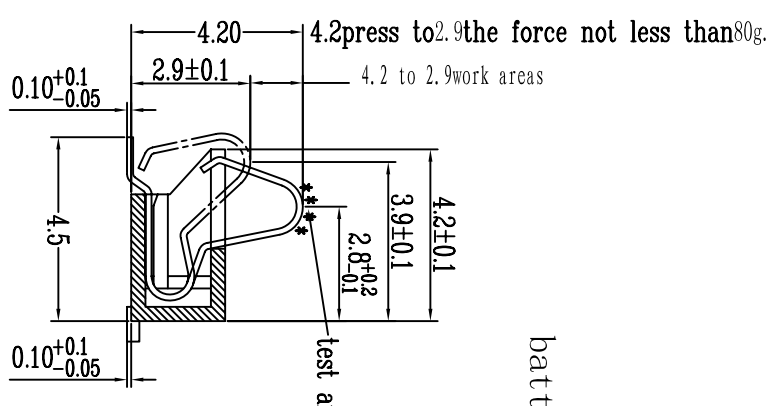
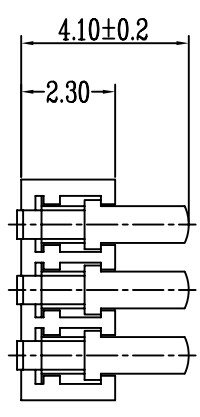
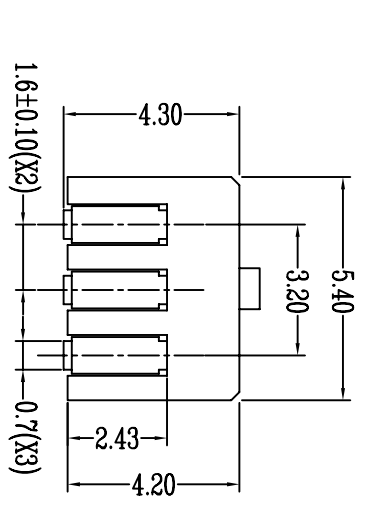
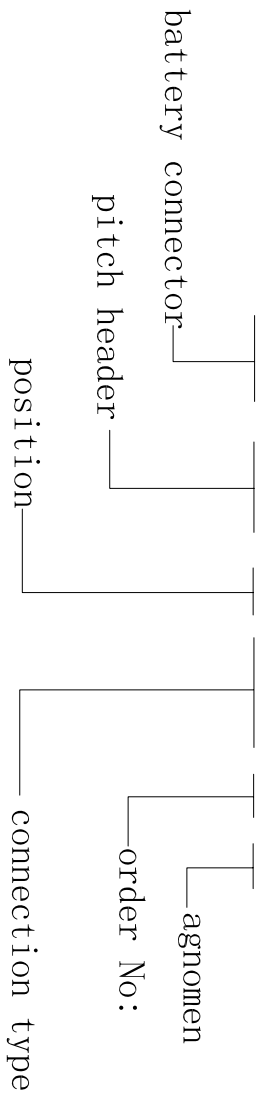
阿里巴巴： cywy01.cn.alibaba.com

销售经理： 胡先生 手机： 136 0251 1930

邮 件 I： hkn@chinvay.com

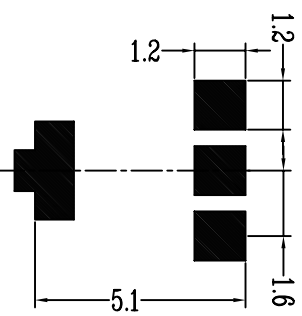
邮 件 II： hukn999@163.com

BC-1.6-3 SMT-5-R



contact area

Recommend PCB layout




- NOTES:
- Material:
 - Housing: L.C.P UL94V-0, Black;
 - Contact: Copper alloy, 15u" Gold plated;
 - Accord with "ROHS".
 - All dimensions are in millimeters.
 - Electrical performances
 - Rating: AC 250V 1.0A
 - Contact resistant: 30mΩ max
 - Insulation resistant: 1000MΩmin
 - Withstand voltage: AC 1000V 1min
 - Mechanical performances
 - Range: -55° C~125° C
 - Lift test: 10000 cycles

DIM	TOL	DIM	TOL
x		x	±2°
.x	±0.10	.x	±1°
.xx	±0.05	.xx	±1°
.xxx	±0.03	.xxx	±1°

		深圳市创宇伟业科技有限公司	
		FILE NO.	DATE
DRAW NO.	DESIGN:	P/N: BC-1.6-3SMT-5-R	TITLE: Battery Connector
CHECK:		SHEET: 1/1	
REV. VO.0	APPROVAL:	SCALE: 1:1	UNIT: mm

系列类型	BATTERY CONNECTOR	编写 WRTN BY:	审核 CHECKED BY	批准 APPROVED BY
型号	BC-1.6-3SMT-5-R	Wei Ming	Zhang BO	Wang Wei
VERSION 版本:	V0.1			
DATE 日期:	2007.08.26	2007.08.25	2007.08.25	2007.08.26

1. SCOPE 适用范围
This specification covers the requirements for: "BATTERY CONNECTOR"
本规格书适用: "BATTERY CONNECTOR" 系列
2. Rating 额定值: DC 250V 1A
3. CONSTRUCTION 构造
- 3.1 Shape and dimensions are subject to drawing.
形状.尺寸根据图面确定.
- 3.2 All part not allowed to exist rust 、 crack and poor planting.
各部分无生锈、裂痕、电镀不良现象.
4. Standard test conditions shall be 5 to 35°C in temperature and 45 TO 85% in humidity.
温度 5~35°C , 湿度 45~85% 标准状态下测试.



5. Electronical performance 电气性能

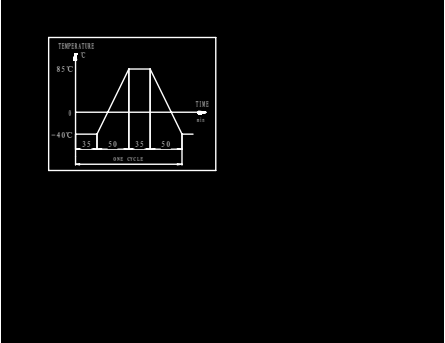
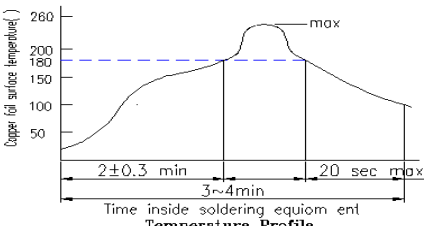
Item 项目	Test condiction 测试条件	Performance 规格
5.1 Contact resistance 接触阻抗	Being measured at 1 KHz small current contact resistance meter. 在 1kHz 小电流下测量。	30mΩ max. 30 毫欧 以下。
5.2 Insulation resistance 绝缘阻抗	Measurements shall be made following application of DC 500 V potential across terminals and across terminals and frame for 1 minute. 在端子之间和端子与壳之间加 DC 500 V 条件下,持续 1 分钟测量。	1000MΩ min. 1000 兆欧 以上。
5.3 Withstand voltage 耐电压	AC 1000 V(50Hz or 60 Hz)shall be applied across terminals and across terminals and frame for one minute. 在端子之间和端子与壳之间加 AC 1000 V (50Hz 或 60Hz)条件下,持续 1 分钟测量。	There shall be no breakdown 无击穿现象出现.

6. Mechanical performance 机械性能

6.1 Contact force 接触压力	Positive direction pressure press down at 0.8mm, the force is 80g/Pin min 用工具压簧片(单片)0.8mm,测量压力。	contact force: ≥80g/pin
6.2 Range 使用温度范围	Operation temperature 在-55~+125°C温度内使用	

7. Durability 耐久性

7.1 Lift test 寿命试验	10,000 cycles of operation at a rate of 10-20 cycles per minute with unloading 在无负载条件下,以每分钟 10-20 次的速度操作 10,000 次。	(1) Contact resistance 接触阻抗 100mΩ max.100 毫欧 以下 (2) 其它满足机械,电气性能.
7.2 Heat test 耐热试验	85±3°C for 96 hours, test after keeping in normal condition for 60 minutes. 在 85±3°C 环境中放 96 小时,再放在正常环境中,60 分钟后进行测试。	Insulation resistance 100MΩ min. 100 兆欧以上,其它满足机械,电气性能.

7.3	Humidity test 耐湿试验	<p>40±3℃ 90-95%RH for 96 hours, test after keeping in normal condition for 60 min.</p> <p>在 40±3℃ 90—95%RH 环境中放 96 小时，再放在正常环境中，60 分钟后进行测试。</p>	<p>Insulation resistance 100MΩ min.</p> <p>100 兆欧以上，其它满足机械,电气性能.</p>
7.4	Cold test 耐冷 试验	<p>At -40±3℃ for 96 hours, test after keeping in normal condition for 30 min. 在-40±3℃环境中放 96 小时，再放在正常环境中，30 分钟后进行测试。</p>	<p>There shall be no sign of damage mechanically and electrically</p> <p>无任何迹象显示机械及电气性能损坏。</p>
7.5	Temperature cycling test 温度交变试验	<p>In FIG. For 5 cycles, test after keeping in normal condition for 60 min.</p> <p>如图示之环境中，循环 5 次后，再置于正常环境中，60 分钟后进行测试。</p> 	<p>Insulation resistance 100MΩ min.</p> <p>100 兆欧以上，其它满足机械,电气性能.</p>
7.6	Soldering test 可焊性试验	<p>The sort of dip solder terminal: The foot of the spring shall be dipped 2mm in the solder bath at a temperature of 230±5℃ for 3±0.5 sec.</p> <p>将簧片焊脚部浸入焊锡池 2mm 深，温度 230±5℃ 时间 3±0.5 秒。</p>	<p>A new uniform coating of solder shall cover a minimum of 95% of the surface being immersed.</p> <p>浸入部分 95% 以上表面被锡覆盖。</p>
7.7	Resistance to soldering heat test 耐焊性试验	<p>Reflow Soldering Conditions:</p> <p>Preheat: Temperature on the copper foil surface should reach 180℃. 2±0.3 minutes after the P.W.B entered into the soldering equipment. Soldering heat: Temperature on the copper foil surface should reach the peak temperature of 260℃ with in 5 seconds after the P.W.B enter into soldering heat zone.</p> <p>过回流焊条件:</p>  <p>预热: 电镀层表面的温度应达到 180℃, 2±0.3 分钟, 后电路板进入回流焊设备. 回流焊温度: 电镀层表面温度最高为 260℃ 且停留不超过 5 秒后电路板进入低温焊接处.</p>	<p>Without deformation of case or excessive looseness of terminals electrical characteristics shall be satisfied.</p> <p>本体无变形，能满足于机械、电气性能。</p>
8.	Others	<p>When the amendment of this specification comes into necessity, the amendment must be made by the mutual consultation and agreement between manufacturer and customer.</p> <p>当规格书需要修正时，需客户同厂方共同确认</p>	